



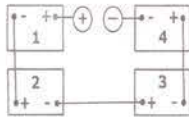
Cartz Partz

Golf, Turf
and Industrial Vehicles

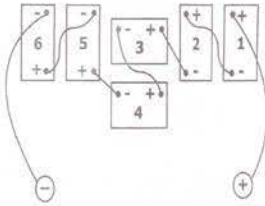
To see which battery to connect your state of charge positive and negative leads to, please locate the figure that corresponds with your make and model of cart. Front of Cart for all figures is the top of diagram.

Wiring for 48 Volt Electric Carts:

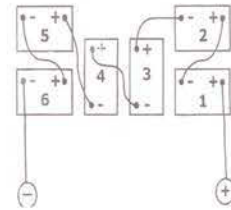
Club Car Precedent Model 48-Volt Battery Pack



Yamaha 48-Volt Battery Pack

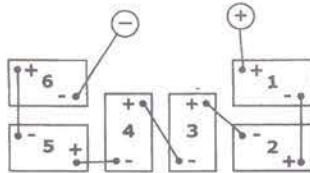


Club Car DS Model 48-Volt Battery

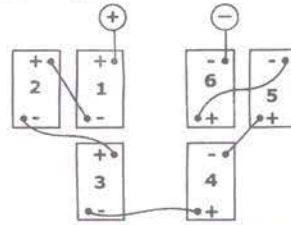


Wiring for 36 Volt Electric Carts:

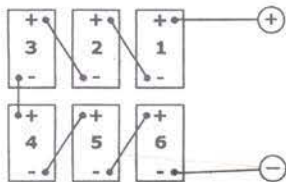
Club Car DS Model 36-Volt Battery Pack



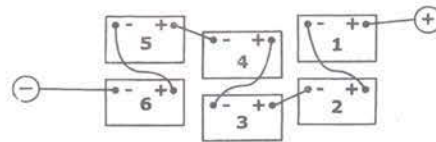
EZGO Marathon Model 36-Volt Battery Pack



EZGO TXT Model 36-Volt Battery Pack



Yamaha 36-Volt Battery Pack



Wiring for Columbia Electric Carts:

